# DNV GL2014

2014 9 24 DNV GL 2014

DNV GL

DNV GL 2014

Table 2a – Disturbance voltage limits at mains terminals

| Frequency range | Limits | | |
|---|---|---|---|
| | Average | | Quasi-peak |
| 66 to 56[b] | 56 to 46[b] | 150 kHz to 0,5 MHz | |

the limits in the frequency range 9 kHz to 150 kHz do not apply.

NOTE: In Japan




EN 55015 0.15-0.5MHz

Table 2c – Disturbance voltage limits at control terminals

| Average | Frequency range MHz | Quasi-peak |
|---|---|---|
| 74 to 64 | 0,15 to 0,50 | 84 to 74 |

J55015(H20) 0.15-0.5MHz 80 dBuV( ) 70 dBuV( )



J55015 0.15-30MHz



2m

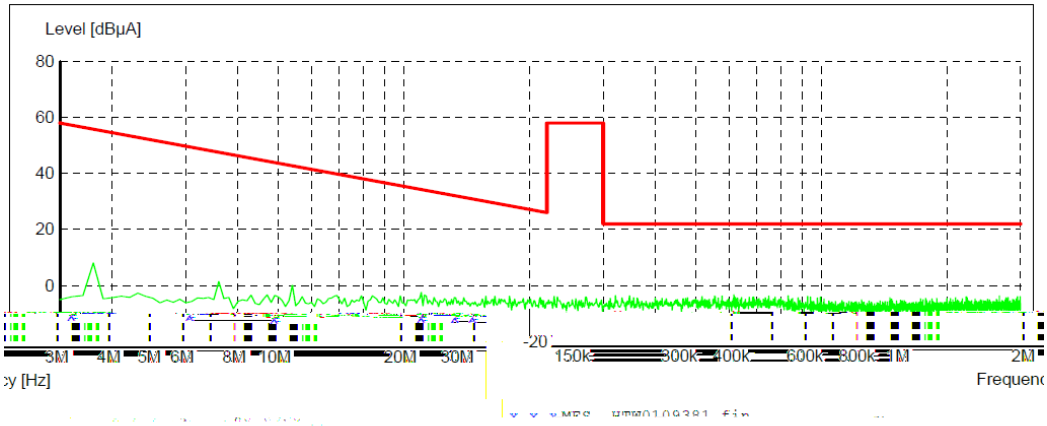


EN 55015 0.009-30MHz

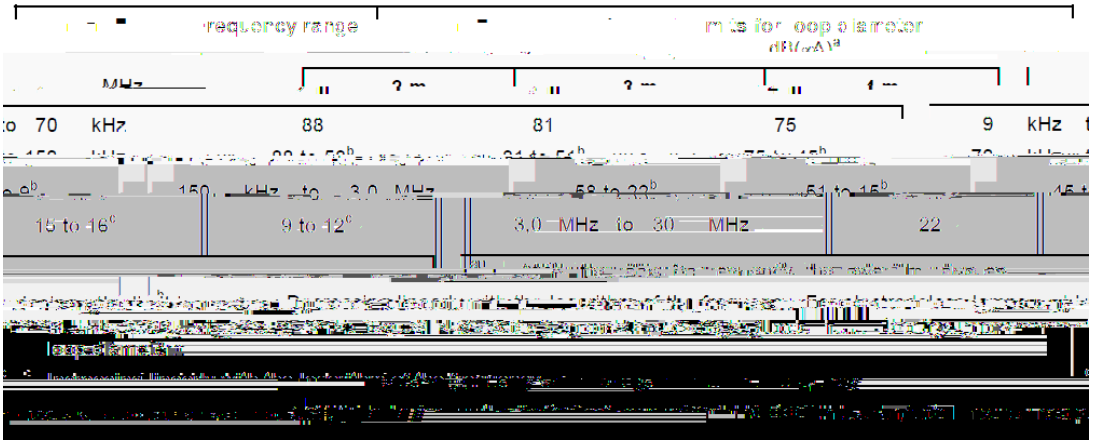

2m

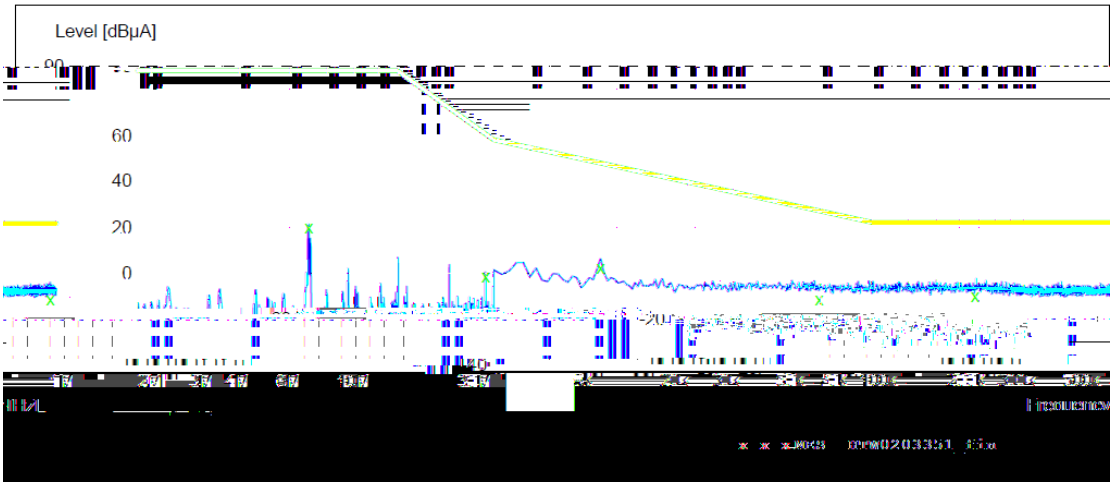


J55015

EN 55015 10m 30-300MHz B CDN

| Frequency range<br>MHz | Quasi-peak limits<br>dB(μV/m)* |
|---|---|
| 30 to 230 | 30 |
| 230 to 300 | 37 |
| * At the transition frequency, the lower limit applies. | |

J55015

[redacted]

EN 55015

A2LA CNAS

EMC RF , :

1.

,

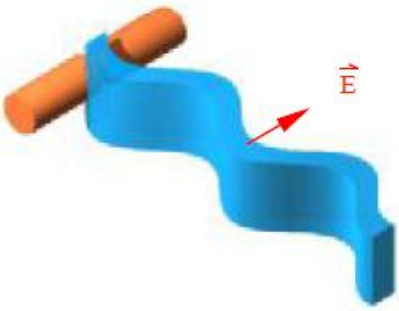


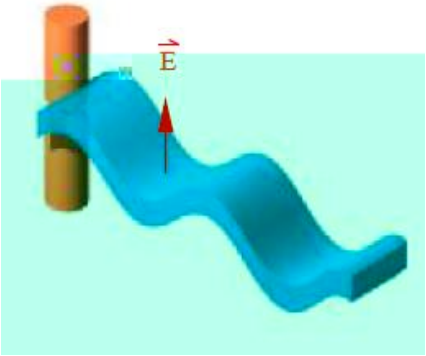


2.

3 dB

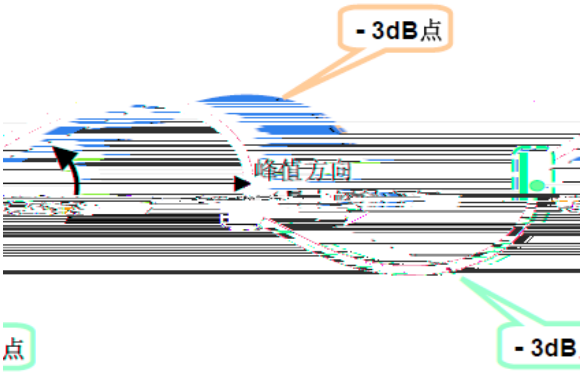


3.

---

100W

G = 13 dB = 20 100 / 20 = 5W .

**4. (AF)**

AF=E/U(E- U- )

**5.**

**6.**

Ω

Ω

**7.**

**8.**

文/华通威 安规检测部

2014 7 16 2014 23

2014 9 1

1. “ -- ” “ LED ”

2. “ — ” “ SRCD) ” “ — ” “ B B RCCB B RCBO SMCB) ”

3. “ ” “ JB/T8735.2-2011 JB/T8734.2~.6-2012 ”

2015 9 1



# IEC 60601-1

文/华通威 安规检测部

IEC 60601-1 3.1 2014-09-16

| InternationalMedicalBaseStandards |
| --- |
| **IECGeneralStandard:**<br>**IEC60601-1,Edition3.1(2012-11-14)+Corr.1(2012-11-14)=**<br>**IEC60601-1,Edition3(2005-12)Ed.3,Corr.1(2006-12),Corr.2(2007-12),IS1(2008-04),IS2(2009-01-28),Am.1(2012-07),IS3(2013-05)**<br>*Note,Corr.1inEd.3.1wasCorr.2inEd.3,butwasmistakenlyleftoutoftheamendedEd.3.1* |
| **NationalDeviations:**<br>**USA:ANSI/AAMIES60601-1:2005(R)2012(11-2012)=ANSI/AAMIES60601-1:2005(02/05),+Amendment1**<br>**CANADA:CSAC22.2No.60601-1:14(2014)=CSAC22.2No.60601-1:2008,+Amendment1**<br>**EUROPEANUNION:EN60601-1:2006+A1:2013(2013)=EN60601-1,Ed.3(2007-07),+Amendment11(2011),+Amendment1(2013)** |

**IEC60601-1-xx(Collaterals):**

60601-1-01:~~SafetyRequirementsforMedicalElectricalSystems.Ed.2.~~(Nowinbasestandard)

60601-1-02:ElectromagneticCompatibility-RequirementsandTests.Ed.3(2007-03),IS1(2010-03),Ed.4(2014-02)

60601-1-03:Gen.RequirementsforRadiationProtectioninDiagnosticX-rayEquipment.Ed.2.(2008-01),A2 ret.1(2014-04),Ed.2.1(2013-04)

60601-1-04:~~ProgrammableElectricalM2 reedicalSystems~~(Nowinbasestandard)

60601-1-05:~~ImagequalityanddoseforX-rayequipment~~(Cancelled)

60601-1-06:UsabilityEd.3.(2010-01),A2 ret.1(2013-10),Ed.3.1(2013-10)-RequiresIEC62366(Usability,MedicalDevices)Ed.1(2007-10)

60601-1-07:Generalrequirementsformultiparameterpatientmonitoringequipment(MovedtoIEC60601-2

**IEC60601-2-xx,IEC/ISO80601-2-xx(Particulars):**

60601-2-01: Medical Electron Accelerators in the Range 1 MeV to 50 MeV. Ed.3. (2009-10), Am.1 (2014-07),Ed.4 (project 2016-10)

60601-2-02: High Frequency Surgical Equipment. Ed.5. (2009-02), Corr.1 (2014-02)

60601-2-03:Short-WaveTherapyEquipment.Ed.3(2012-04)

60601-2-04:CardiacDefibrillators,Defibrillator-Monitors.Ed.3.(2010-12)

60601-2-05:UltrasonicTherapyEquipment.Ed.3.(2009-07)

60601-2-06:MicrowaveTherapyEquipment..Ed.2(2012-04)

60601-2-07:~~HighVoltageGeneratorsofDiagnosticX-rayGenerators.~~(IncorporatedintoIEC60601-2-54)

60601-2-08:TherapeuticX-rayEquipmentintheRange10kVto1MV.Ed.2.(2010-11),Am.1(Project2015-09)

60601-2-09:~~PatientContactDosimetersusedinRadiotherapywithElectricallyConnectedRadiationDetectors.~~(Cancelled)

60601-2-10:NerveandMuscleStimulators.Ed.2.(2012-06)

60601-2-11:GammaBeamTherapyEquipment.Ed.3.(2013-01)

80601-2-12(ISO):CriticalCareVentilators.Ed.1.(2011-05)

80601-2-13(ISO):AnestheticWorkstation.Ed.1(2011-08),Ed.2(Project2014-11)

60601-2-14:~~ElectroconvulsiveTherapyEquipment(1989-03)~~(Withdrawn)

60601-2-15:~~CapacitorDischargeX-rayGenerators(1988-12)~~(Withdrawn)

60601-2-16:HemodialysisEquipment.Ed.3.(2008-04),Corr.1.(2008-10);Ed.4.(2012-03)

60601-2-17:Automatically-controlledbrachytherapyafterloadingequipment.Ed.3.(2013-11)

60601-2-18:EndoscopicEquipment.Ed.3.(2009-08)

60601-2-19:InfantIncubators.Ed.2.(2009-02),Corr.1(2012-02)

60601-2-20:Infanttransportincubators.Ed.2.(2009-02),Corr.1(2012-02),Corr.2(2013-02)

60601-2-21:InfantRadiantWarmers.Ed.2.(2009-02),Corr.1(2013-02)

60601-2-22:Surgical,cosmetic,therapeutic,anddiagnosticlaserequipment.Ed.3.(2007-05),Am.1.(2012-10),Ed.3.1(2012-10)

60601-2-23:TranscutaneousPartialPressureMonitoringEquipment.Ed.3.(2011-02)

60601-2-24:InfusionPumpsandControllers.Ed.2(2012-10)

60601-2-25:Electrocardiographs.Ed.2.(2011-10)

60601-2-26:Electroencephalographs.Ed.3.(2012-05)

60601-2-27:ElectrocardiographicMonitoringEquipment.Ed.3.(2011-03),Corr.1(2012-05)

60601-2-28:X-ray2Dbyassembliesformedicaldiagnosis.Ed.2.(2010-03)

60601-2-29:RadiotherapyStimulators.Ed.3.(2008-06)

80601-2-30(IEC/ISO):Automatednon-invasivesphygmomanometers.Ed.1(2009-01),Corr.1(2010-01),Am.1(2013-07), Ed.1.1(2013-07)

60601-2-31:ExternalCardiacPacemakerswithInternalPowerSource.Ed.2.(2008-03),Am.1.(2011-06),Ed.2.1.(2011-09)

60601-2-32: Associated Equipment of X-ray Equipment. (Incorporated into IEC 60601-2-54)

60601-2-33: Magnetic Resonance Equipment for Medical Diagnosis. Ed.3 (2010-03), Corr.1 (2012-03), Am.1 (2013-04), Ed. 3.1 (2013-04), Am.2 (Project 2015-07)

60601-2-34: Invasive Blood Pressure Monitoring Equipment. Ed.3 (2011-05)

80601-2-

60601-2-44: X-ray Equipment for Computed Tomography. Ed.3. (2009-02), Corr.1. (2010-05), Am.1. (2012-08), Ed.3.1 (2012-09)

60601-2-45: Mammographic X-ray equipment and mammomagraphic stereotactic devices. Ed.3. (2011-02), Am.1 (2014-08), Am.1 (Project 2014-08)

60601-2-46: Operating Tables. Ed.2. (2010-12).

60601-2-47: Ambulatory Electrocardiographic Monitors [Holter Monitors]. Ed.2. (2012-02)

60601-2-48: Canceled

60601-2-49: Multiparameter Patient Monitoring Equipment. Ed.2. (2011-02)

60601-2-50: Infant phototherapy equipment. Ed.2. (2009-03), Corr.1. (2010-08)

60601-2-51: Recording and analyzing single and Multichannel electrocardiographs. (Incorporated into IEC 60601-2-25)

60601-2-52: Safety of Medical Beds (replaces IEC 60601-2-38). Ed.1. (2009-12), Corr1. (2010-09), Am.1 (Project 2014-09)

60601-2-53: Computer Assisted Electrocardiography Communication Protocol. Ed.1 (Canceled)

60601-2-54: X-ray equipment for radiography and radioscopy. Ed.1. (2009-06), Corr.1. (2010-03), Corr.2. (2011-06), Am.1 (Project 2015-02)

80601-2-55 (ISO): Respiratory gas monitors. Ed.1. (2011-12), Ed.2 (Project)

80601-2-56 (ISO): Clinical thermometers for body temperature measurement. Ed.1. (2009-012), Ed.2 (Project)

60601-2-57: Non-laser light source equipment intended for therapeutic, diagnostic, monitoring and cosmetic/aesthetic use. Ed.1. (2011-01)

80601-2-58 (IEC/ISO): Lens removal devices and vitrectomy devices for ophthalmic surgery. Ed.1 (2008-10), Ed.2 (2014-09)

80601-2-59 (IEC/ISO): Screening thermographs for human febrile temperature screening, Ed.1 (2008-10), Corr.1. (2009-04)

80601-2-60 (IEC/ISO): Dental equipment. Ed.1. (2012-02)

80601-2-61 (ISO): Pulse Oximeter equipment. Ed.1. (2011-03)

60601-2-

资一千万建成，占地面积为800多平米，坐落于风景秀丽，交通便利的宏发高新产业园区内。

实验室由国际著名的电波暗室制造商Albatross Projects建设完成，配备有德国ROHDE&SCHWARZ接收机、德国WARZBECK天线等仪器、NSA、SVWSB等

国际标准要求，为实验室出具准确可靠的数据奠定更加坚实的

## 公明实验室交通指南

### 自驾车线路

**广州方向路线：** 广深高速